

# SEABROOK

CONSTRUCTION



HOMEOWNER  
LOOKBOOK

# CONTENTS

<b>Hardwood Flooring</b>	<b>4</b>
<b>Carpet</b>	<b>8</b>
<b>Luxury Vinyl Plank</b>	<b>13</b>
<b>Floor Tile</b>	<b>14</b>
<b>Kitchen Features</b>	<b>17</b>
<b>Laundry Room</b>	<b>32</b>
<b>Bathroom Features</b>	<b>34</b>
<b>Interior Features</b>	<b>41</b>
<b>Exterior Features</b>	<b>53</b>
<b>Exterior Color Palette</b>	<b>62</b>
<b>Form D</b>	





FLOORING




# HARDWOOD


**Level 1: Standard for  
Standard Homes &  
Premium Homes**




1




2




3



4



5




6


- 1 **Anderson** Imperial Pecan **Barley**
- 2 **Anderson** Imperial Pecan **Antique**
- 3 **Anderson** Imperial Pecan **Umber**
- 4 **Anderson** Imperial Pecan **Origin**
- 5 **Anderson** Imperial Pecan **Flaxen**
- 6 **Anderson** Imperial Pecan **Fawn**

# HARDWOOD

**Level 2: Upgrade for  
Standard Homes. Standard  
for Premium Homes**




1




2



3



4



5



6

1 **Anderson** Kensington  
**Queen's Gate**

2 **Anderson** Kensington  
**St Charles**

3 **Anderson** Kensington  
**Holland Park**

4 **Anderson** Buckingham  
**York**

5 **Anderson** Buckingham  
**Wales**


6 **Anderson** Buckingham  
**Kent**

# HARDWOOD

**Level 2: Upgrade for  
Standard Homes. Standard  
for Premium Homes**




1




2



3



4



5



6

1 **Hallmark** Alta Vista  
**Balboa Oak**

2 **Hallmark** Alta Vista  
**Big Sur Oak**

3 **Hallmark** Alta Vista  
**Cambria Oak**

4 **Hallmark** Alta Vista  
**Carlsbad Oak**


5 **Hallmark** Alta Vista  
**Del Mar Oak**

6 **Hallmark** Alta Vista  
**Pismo Oak**



# HARDWOOD

**Level 2: Upgrade for  
Standard Homes. Standard  
for Premium Homes**



1



2



3

- 1 **Hallmark** Alta Vista  
**Laguna Oak**
- 2 **Hallmark** Alta Vista  
**Malibu Oak**
- 3 **Hallmark** Alta Vista  
**Ojai Oak**

# CARPET

## Level 1: Standard for Standard Homes & Premium Homes



1



2



3



4



5



6

- 1 **Anderson Tuftex** One More Hour **Silk**
- 2 **Anderson Tuftex** One More Hour **Birchwood**
- 3 **Anderson Tuftex** One More Hour **Legendary**
- 4 **Anderson Tuftex** One More Hour **Porous Stone**
- 5 **Anderson Tuftex** One More Hour **Bashful**
- 6 **Anderson Tuftex** One More Hour **Geyser**

# CARPET

**Level 2: Upgrade for  
Standard Homes. Standard  
for Premium Homes**



1



2



3



4



5



6

- 1 **Anderson Tuftex Solstice Dune**
- 2 **Anderson Tuftex Solstice Pebble Beach**
- 3 **Anderson Tuftex Solstice Ash Mist**
- 4 **Anderson Tuftex Solstice Riverbank**
- 5 **Anderson Tuftex Solstice Still Gray**
- 6 **Anderson Tuftex Solstice Smokestack**



# CARPET


**Level 2: Upgrade for  
Standard Homes. Standard  
for Premium Homes**




1




2




3



4



5



6

- 1 **Anderson Tuftex** Purrfection **Champagne**
- 2 **Anderson Tuftex** Purrfection **Flagstone**
- 3 **Anderson Tuftex** Purrfection **Metropolis**
- 4 **Anderson Tuftex** Purrfection **Platinum**
- 5 **Anderson Tuftex** Purrfection **Silver Birch**
- 6 **Anderson Tuftex** Purrfection **Willow**



# CARPET

**Level 2: Upgrade for Standard Homes. Standard for Premium Homes.**



1



2



3



4



5



6


- 1 **Karastan** Exquisite Delight **Crushed Ice**
- 2 **Karastan** Exquisite Delight **Fedora**
- 3 **Karastan** Exquisite Delight **Platinum**
- 4 **Karastan** Exquisite Delight **Soft Smoke**
- 5 **Karastan** Exquisite Delight **Sterling**
- 6 **Karastan** Exquisite Delight **Windrift**

# CARPET

**Level 2: Upgrade for  
Standard Homes. Standard  
for Premium Homes**



1



2



3



4



5



6

1 **DW Select** Suffolk  
**Ellis**

2 **DW Select** Suffolk  
**Liberty**

3 **DW Select** Suffolk  
**Columbia**

4 **DW Select** Suffolk  
**Johnson**

5 **DW Select** Suffolk  
**Telfair**

6 **DW Select** Suffolk  
**Wright**

# LUXURY VINYL PLANK

**Level 1: Standard for  
Standard Homes &  
Premium Homes**




1



2



3



4



5



6

- 1 **Shaw Floorté Charred Oak**
- 2 **Shaw Floorté Chestnut Oak**
- 3 **Shaw Floorté Forest Pine**
- 4 **Shaw Floorté Ravine Oak**
- 5 **Shaw Floorté Shawshank Oak**
- 6 **Shaw Floorté Wye Oak**



# FLOOR TILE

**Level 1: Standard for  
Standard Homes &  
Premium Homes**



1



2



3



4



5



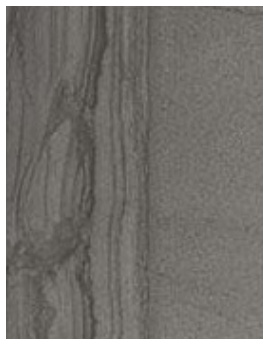
6



7



8



9

1 **Daltile** Concrete  
**KC01**

2 **Daltile** Concrete  
**KC03**

3 **Daltile** Concrete  
**KC04**

4 **Daltile** Avery  
**AV17**

5 **Daltile** Avery  
**AV18**

6 **Daltile** Avery  
**AV19**

7 **Surface Art** Sediments  
**Mist**

8 **Surface Art** Sediments  
**Smoke**

9 **Surface Art** Sediments  
**Carbon**



# FLOOR TILE


**Level 2: Upgrade for Standard Homes.  
Standard for Premium homes.**



1



2




3



4




5



6



7



8




9


- 1 **Daltile** Octagon + Dot **White**
- 2 **Daltile** Octagon + Dot **Gray**
- 3 **Daltile** Octagon + Dot **Black**
- 4 **Daltile** 1.5" Hex **Arctic White, Gloss**
- 5 **Daltile** 1.5" Hex **Biscuit, Gloss**
- 6 **Daltile** 1.5" Hex **Urban Putty, Gloss**
- 7 **Daltile** 1.5" Hex **Architectural Gray, Gloss**
- 8 **Daltile** 1.5" Hex **Suede Gray, Gloss**
- 9 **Daltile** 1.5" Hex **Chalkboard, Gloss**

# FLOOR TILE


**Level 2: Upgrade for Standard Homes.  
Standard for Premium homes.**




1



2




3




4




5




6



7



8



9

- 1 **Daltile** 1" Penny Round **Biscuit**
- 2 **Daltile** 1" Penny Round **Arctic White**
- 3 **Daltile** 1" Penny Round **Architectural Gray**
- 4 **Bedrosean** 3/4" Penny Round **Aleo Green, Matte**
- 5 **Bedrosean** 3/4" Penny Round **Pearl White, Matte**
- 6 **Bedrosean** 3/4" Penny Round **Black Sea, Matte**
- 7 **Bedrosean** 3/4" Penny Round **Midnight Tide, Matte**
- 8 **Bedrosean** 3/4" Penny Round **Pebble Gray, Matte**
- 9 **Bedrosean** 3/4" Penny Round **Mysty Blue, Matte**



KITCHEN  
FEATURES

# KITCHEN

## STAINED WOOD CABINETS

**Standard for Standard  
Homes & Premium Homes**



1



2



3



4



5



6

- 1 **Shaker Cabinetry**  
Natural
- 2 **Shaker Cabinetry**  
Chicory
- 3 **Shaker Cabinetry**  
Honey
- 4 **Shaker Cabinetry**  
Sea Drift
- 5 **Shaker Cabinetry**  
Shadow
- 6 **Shaker Cabinetry**  
Sable



# KITCHEN

## PAINTED WOOD CABINETS

**Upgrade for Standard Homes.**

**Standard for Premium Homes.**



1



2




3



4



5



6

**1 Shaker Cabinetry**

White

**2 Shaker Cabinetry**

Eggshell

**3 Shaker Cabinetry**

Mist

**4 Shaker Cabinetry**

Sage

**5 Shaker Cabinetry**

Rain

**6 Shaker Cabinetry**

Black

# KITCHEN

## QUARTZ COUNTERTOPS

**Level 1: Standard for  
Standard Homes &  
Premium Homes.**



1



2



3



4

5


6

- 1 **Pental** Quartz  
**Super White** Polished
- 2 **Pental** Quartz  
**Seashell** | Polished
- 3 **Pental** Quartz  
**Pearl White** | Polished
- 4 **Pental** Quartz  
**Coastal Gray** | Polished
- 5 **Pental** Quartz  
**Coming Soon** | Polished
- 6 **Pental** Quartz  
**Coming Soon** | Polished

# KITCHEN

## QUARTZ COUNTERTOPS


**Level 2: Upgrade for  
Standard Homes &  
Premium Homes.**



1




2



3



4



5




6

- 1 **Pentaflex** Quartz  
**Misterio** | Polished
- 2 **Pentaflex** Quartz  
**Valley White** | Polished
- 3 **Pentaflex** Quartz  
**Grey Savoie** | Polished
- 4 **Pentaflex** Quartz  
**Horizon** | Polished
- 5 **Pentaflex** Quartz  
**Aura** | Polished
- 6 **Pentaflex** Quartz  
**Misterio Gold** | Polished



# KITCHEN BACKSPLASH TILE

**Level 1: Standard for  
Standard Homes &  
Premium Homes**



1



2



3



4



5



6

1 **Daltile** Color Wheel  
**White**

Matte or Glossy | 3x6

2 **Daltile** Color Wheel  
**Almond**

Matte or Glossy | 3x6

3 **Daltile** Color Wheel  
**Urban Putty**

Matte or Glossy | 3x6

4 **Daltile** Color Wheel  
**Spa**

Glossy | 3x6

5 **Daltile** Color Wheel  
**Desert Gray**

Matte or Glossy | 3x6


6 **Daltile** Color Wheel  
**Suede Gray**

Matte or Glossy | 3x6


# KITCHEN

## BACKSPLASH TILE


**Level 1: Standard for  
Standard Homes &  
Premium Homes**




1




2



3



4



5



6

- 1 **Surface Art Thompson**  
**Canvas White**  
Matte or Glossy | 3x6 & 4x16
- 2 **Surface Art Thompson**  
**Halo Gray**  
Matte or Glossy | 3x6 & 4x16
- 3 **Surface Art Thompson**  
**Cement Chic**  
Matte or Glossy | 3x6 & 4x16
- 4 **Surface Art Thompson**  
**Soft Sage**  
Matte or Glossy | 3x6 & 4x16
- 5 **Surface Art Thompson**  
**Gallery Grey**  
Matte or Glossy | 3x6 & 4x16
- 6 **Surface Art Thompson**  
**Cloud Blue**  
Matte or Glossy | 3x6 & 4x16

Reference to color only

# KITCHEN

## BACKSPLASH TILE

**Level 2: Upgrade for  
Standard Homes. Standard  
for Premium Homes**



1



2



3



4

1 **Marazzi** Middleton  
**Oxford White**  
Glossy | 4x12

2 **Marazzi** Middleton  
**Latte**  
Glossy | 4x12

3 **Marazzi** Middleton  
**Urban Mist**  
Glossy | 4x12

4 **Marazzi** Middleton  
**Steeple Gray**  
Glossy | 4x12



# KITCHEN FAUCETS

**Levels indicated for  
Townside & Ocean View  
Homes**



1



2




3




4



5



6



7



8



9

- 1 **Kitchen Faucet w/ Side Sprayer**  
**Kohler Graze K-22064-CP**  
**Polished Chrome**  
Level 1 Standard for all homes
- 2 **Kitchen Faucet w/ Pull-down Sprayer**  
**Kohler Graze K-22063-CP**  
**Polished Chrome**  
Level 2 Upgrade for all homes
- 3 **Additional Color Upgrades (Kitchen Faucet 2, Above)**  
**Kohler Graze K-22063-SN**  
**Vibrant Polished Nickel**
- 4 **Kohler Graze K-22063-VS**  
**Vibrant Stainless**
- 5 **Kohler Graze K-22063-TT**  
**Vibrant Titanium**
- 6 **Kohler Graze K-22063-2MB**  
**Vibrant French Gold**
- 7 **Kohler Graze K-22063-2MB**  
**Vibrant Brushed Brass**
- 8 **Kohler Graze K-22063-BV**  
**Vibrant Brushed Bronze**
- 9 **Kohler Graze K-22063-BL**  
**Matte Black**  
Level 2 Upgrade for all homes

# KITCHEN

## SINKS

**Levels indicated for  
Standard & Premium  
Homes**



1



2



3



4



5

**1 Stainless Steel Undermount  
Linea Bellagio LB-100**

Level 1 standard for all homes

**2 Stainless Steel Undermount  
Linea Bellagio LB-400**

Level 2 upgrade for Townside

**3 Stainless Steel Undermount  
Linea Bellagio LB-1300**

Level 2 upgrade for all homes

**4 Cast Iron Undermount  
Kohler Brookfield K-5846**

Level 2 upgrade for all homes

**5 Fireclay Farm Sink  
Kohler Whitehaven K-6486**

Level 2 upgrade for all homes

# KITCHEN

## GAS APPLIANCES

### Standard Home Kitchen Fixtures & Appliances- Included



1

1 **Microwave with Hood**  
**Whirlpool WMH32519HZ**

2 **Gas Range**  
**Whirlpool WFG525S0JZ**



2

3 **Dishwasher**  
**Whirlpool WDT730HAMZ**



3



# KITCHEN

## ELECTRIC APPLIANCES

### Standard HomeKitchen Fixtures & Appliances- Included



1

1 **Microwave with Hood**  
**Whirlpool WMH32519HZ**

2 **Electric Range**  
**Whirlpool WFE525S0JZ**



2



3

3 **Dishwasher**  
**Whirlpool WDT730HAMZ**

# KITCHEN

## GAS APPLIANCES

**Premium Home Kitchen  
Fixtures & Appliances-  
Included  
Upgrade for Standard  
Home**



1

1 **Microwave with Hood**  
**KitchenAid KMHS120ESS**

2 **Gas Range**  
**KitchenAid KSGG700ESS**

3 **Dishwasher**  
**KitchenAid KDTE204KPS**



2



3

# KITCHEN

## ELECTRIC APPLIANCES

**Premium Home Kitchen  
Fixtures & Appliances-  
Included  
Upgrade for Standard  
Home**



1

1 **Microwave with Hood**  
**KitchenAid KMHS120ESS**

2 **Electric Range**  
**KitchenAid KSEG700ESS**

3 **Dishwasher**  
**KitchenAid KDTE204KPS**



2



3



# KITCHEN REFRIGERATORS

**Upgrade for Standard &  
Premium Homes**



1



2



3



4

- 1 **36" French Door**  
**Whirlpool WRF535SWHZ**
- 2 **36" French Door**  
**Whirlpool WRX735SDHZ**
- 3 **36" French Door**  
**KitchenAid KRFC300ESS**
- 4 **36" French Door**  
**KitchenAid KRFC704FPS**



LAUNDRY  
FEATURES

# LAUNDRY

## WASHER & DRYER

### Upgrade for Standard & Premium Homes



1



2



3

#### 1 Front Loading Washer + Dryer

Whirlpool

**WFW560LHW Washer**

**WED560CHW Dryer**

Suitable for stacked and side-by-side applications

#### 2 Top Loading Washer + Dryer

Whirlpool

**WTW6157PW Washer**

**WED6150PW Dryer**

Suitable for side-by-side applications only

#### 3 Front Loading Washer + Dryer

Maytag

**MHW8630HC Washer**

**MED8630HC Dryer**

**MHW8630 Set**

Suitable for stacked and side-by-side applications





BATHROOM  
FEATURES

# BATHROOM

## SANITARY FIXTURES

**Standard for Standard  
Homes**



1



2



3



4



5

- 1 Pedestal Sink**  
**Gerber Logan Square**  
**22-585**
- 2 ErgoHeight Toilet**  
**Gerber Logan Square**  
**GHE20018**
- 3 Tub + Shower Trim**  
**Delta Classic Monitor**
- 4 Centerset Faucet**  
**Delta Leland 2578LF-278**
- 5 Tissue + Towel Holder**  
Delta Windemere **D70050,**  
**D70046, D70024**

# BATHROOM

## SANITARY FIXTURES

**Standard for Premium Homes**



1



2



3



4



5

- 1 Pedestal Sink**  
**Gerber Logan Square**  
**22-585**
- 2 ErgoHeight Toilet**  
**Gerber Logan Square**  
**GHE20018**
- 3 Tub + Shower Trim**  
**Delta Dryden T14551**
- 4 Centerset Faucet**  
**Delta Dryden 2551-MPU-DST**
- 5 Tissue + Towel Holder**  
Delta Dryden **75150,**  
**75146, 75124**



# BATHROOM

## TUB + SHOWER

### Standards & Upgrades Noted



1

#### 1 **Fiberglass Tub Shower**

Standard for all baths in Standard Homes.

Standard for ancillary baths in Premium Homes.

#### 2 **Fiberglass Shower with Chrome-framed Door**

Upgrade for Standard and Premium Homes.

Plan dependent.



2

# BATHROOM

## TUB + SHOWER

### Standards & Upgrades Noted



1

#### 1 **Fiberglass Soaker Tub with Tile Surround**

Upgrade for Standard and  
Premium Homes.

Plan dependent.

#### 2 **Acrylic Shower Pan + Tile Surround with Chrome- framed Door**

Upgrade for Standard Homes.

Standard in Premium Bath 1  
(plan dependent).

Upgrade for Ocean View  
ancillary bathrooms.



2

# BATHROOM

## TUB + SHOWER

### Standards & Upgrades Noted



1

#### 1 **Mudset Shower Floor + Tile Surround**

Upgrade for Standard and Premium Homes.

Plan dependent.

#### 2 **Mudset Shower Floor, Tile Surround with Built- in Bench, (2) Grab Bars + Handheld Shower**

Upgrade for Standard and Premium Homes.

Plan dependent.



2

# BATHROOM

## TUB + SHOWER

### Standards & Upgrades Noted



1

### 1 **Frameless Shower Door**

Upgrade for Standard and Premium Homes.






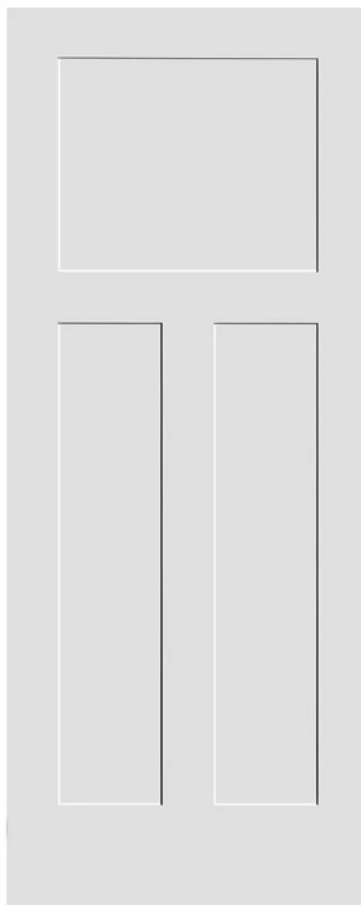
INTERIOR  
FEATURES

# INTERIOR DOORS


**Standards & Upgrades  
Noted**



1



2



3

- 
- 1 **One Panel Door** | Standard for Standard and Premium Homes
  - 2 **Three Panel Door** | Upgrade for Standard and Premium Homes
  - 3 **Five Panel Door** | Upgrade for Standard and Premium Homes

# INTERIOR HARDWARE

**Standard for Standard &  
Premium Homes**



---

## **Door + Cabinet Hardware**

35SW Brushed Nickle or Oil-Rubbed Bronze



# INTERIOR PANELING

**Upgrade for Standard & Premium Homes.**



1

- 1 Tongue & Groove Paneling** Interlocking wood paneling with natural variation in each plank.

Can be installed on walls, ceiling, kitchen island/peninsula and fireplace.

Horizontal application only

- 2 Shiplap Paneling** Smooth MDF with traditional nickle-gap installation.

Can be installed on walls, ceiling, kitchen island/peninsula and fireplace.

Horizontal application only



2



# INTERIOR

## BUNKS & BOOKSHELVES

### Upgrade for Standard & Premium Homes



1

#### 1 **Twin-Over-Twin-Bunk**

Optional twin bunks with beadboard wall paneling, ladder and bunk lighting.

Plan dependent.

2

#### **Bookshelves**

Optional bookshelves flanking fireplace. Full-height or half-height.

Plan dependent.



2


# INTERIOR FIREPLACE

**Standard for Standard & Premium Homes.  
Upgrades noted.**




- Half-height Fireplace with Milwork Mantle**  
Firebox on floor. Beadboard Surround Standard shown left.

Can be upgraded to 1/2x6, 1/2x8 Shiplap or 1x6 tongue & groove cladding (tongue & groove shown below).



1



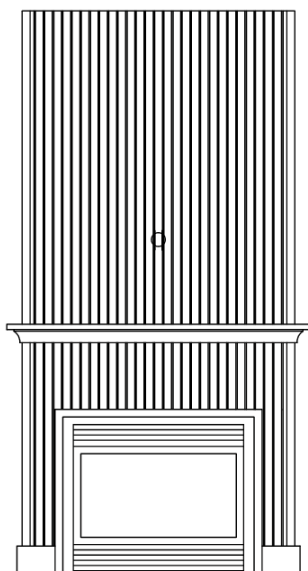
# INTERIOR FIREPLACE

**Standard for Standard & Premium Homes.  
Upgrades noted.**

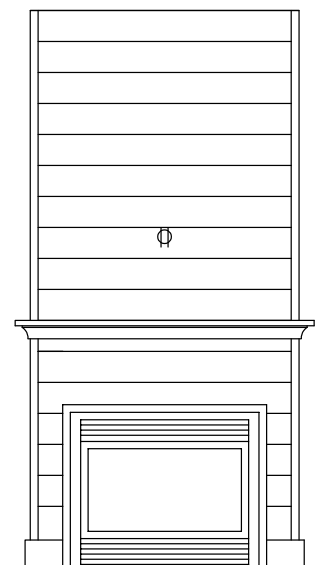
**Picture Coming Soon**

- 2 **Full-height Fireplace with Milwork Mantle**  
Firebox on floor. Beadboard surround Standard shown left.

Can be upgraded to 1/2x6, 1/2x8 Shiplap or 1x6 tongue & groove cladding (tongue & groove shown below).



2



# INTERIOR FIREPLACE

**Standard for Standard & Premium Homes.  
Upgrades noted.**

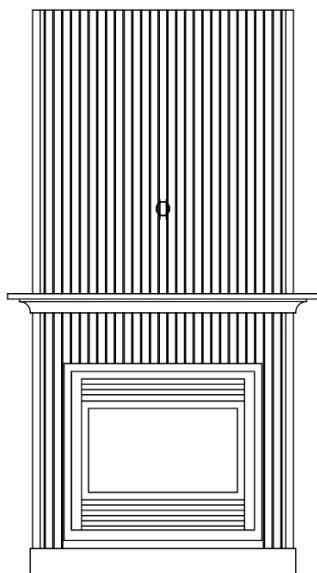
**Picture Coming Soon**

### 3 **Full-height Fireplace with Milwork Mantle**

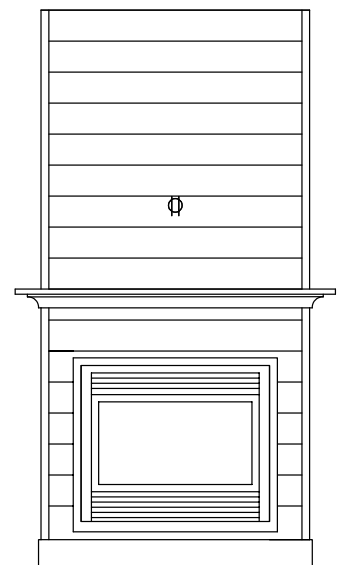
Fire box 9" off floor.

Beadboard Surround standard shown left.

Can be upgraded to 1/2x6, 1/2x8 Shiplap or 1x6 tongue & groove cladding, shown below.



3





# INTERIOR FIREPLACE

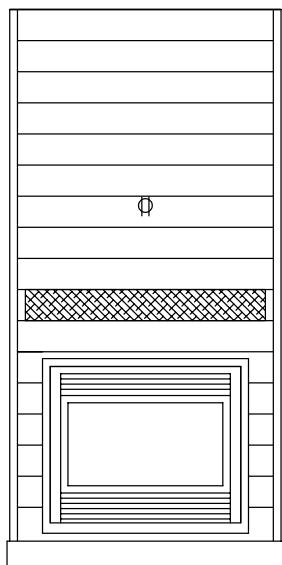
**Standard for Standard & Premium Homes.  
Upgrades noted.**



#### 4 **Full-height Fireplace with 6x8 Rough Sawn Fir Mantle**

Stained to match floor with 1/2x6 shiplap cladding surround standard.  
Fire box 9" off floor.

Can be upgraded to 1/2x8 shiplap or 1x6 tongue & groove cladding.



4

# INTERIOR FIREPLACE

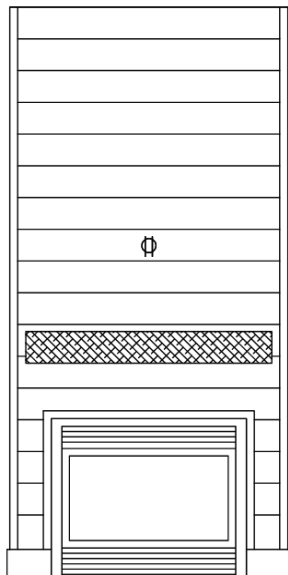
**Standard for Standard & Premium Homes.  
Upgrades noted.**

**Picture Coming Soon**

**5 Full-height Fireplace with 6x8 Rough Sawn Fir Mantle**

Stained to match floor with 1/2x6 shiplap cladding standard surround. Fire box on floor.

Can be upgraded to 1/2x8 shiplap or 1x6 tongue & groove cladding.



5

# INTERIOR LIGHTING

**Standard for Standard &  
Premium Homes.**



---

## **Lighting Options- Brushed Nickle**

**Kichler Shailene Drum Fixture** (entry), **Minka Lavery Overland Park Bath Vanity, Wall Sconce, Dining Chandelier** and **Kitchen Pendant, Satco Flush Mount Fixture** (bedrooms, media and hallways)

# INTERIOR LIGHTING

**Standard for Standard &  
Premium Homes.**



---

## **Lighting Options- Oil-Rubbed Bronze**

**Kichler Shailene Drum Fixture** (entry), **Minka Lavery Overland Park Bath Vanity, Wall Sconce, Dining Chandelier** and **Kitchen Pendant, Satco Flush Mount Fixture** (bedrooms, media and hallways)





EXTERIOR  
FEATURES



# EXTERIOR LIGHTING

## Levels Indicated



1



2



3



4



5

- 
- 1 **Kichler Seaside 9023BK** Level 1
  - 2 **Kichler Seaside 9023NI** Level 1
  - 3 **Kichler Seaside 9023OZ** Level 1
  - 4 **Minka Lavery Kirkham 8101-A138-L** Level 1
  - 5 **Quoizel Marine MRE-8406-WT** Level 2

# EXTERIOR DOORS

**Standard for Standard &  
Premium Homes**



1

- 1 Full-Light Door**  
Fiberglass door with full glass panel
- 2 Half-Light Door**  
Fiberglass door with half glass panel
- 3 Full-Panel Door**  
Fiberglass door panel - Not shown



2


# EXTERIOR

## DOORS


**Upgrade for all homes**



1



2



3

- 1 **4-Divided Light Door**  
Fiberglass door with  
Simulated divided Lights
- 2 **10-Divided Light Door**  
Fiberglass door with  
Simulated divided Lights
- 3 **15-Divided light Door**  
Fiberglass door with  
Simulated divided Lights

Plan Dependant



# EXTERIOR HARDWARE

**Standard for Standard &  
Premium Homes**



1

2


3

- 
- 1 **Schlage Camelot** Brushed Nickle or Oil-rubbed Bronze
  - 2 **Schlage Plymoth** Brushed Nickle or Oil-rubbed Bronze
  - 3 **Schlage Centry** Brushed Nickle or Oil-rubbed Bronze

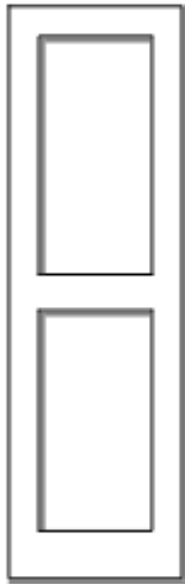
# EXTERIOR

## SHUTTERS

**Upgrade for Standard & Premium Homes**




A



B




C



D



E



F

A **Philadelphia**

B **Inset Panel Shaker**

C **Inset Panel 1/4 Round Upgrade**

D **Board & Batt- 3 Plank**

E **Board & Batt- 5 Plank**

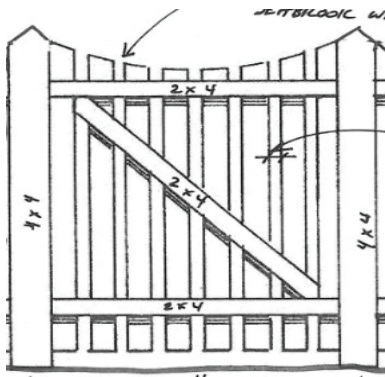
F **Louver Upgrade**

Plan dependent.

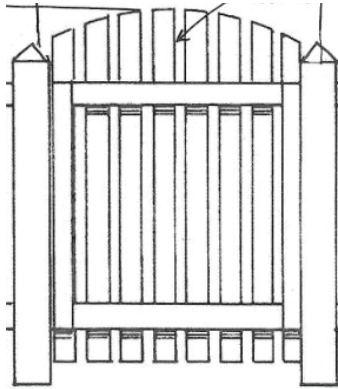
# EXTERIOR

## GATES

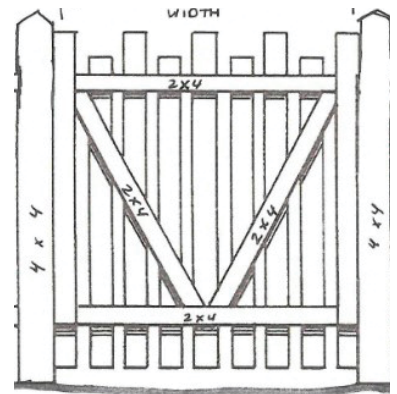
**Standard for Standard & Premium Homes**



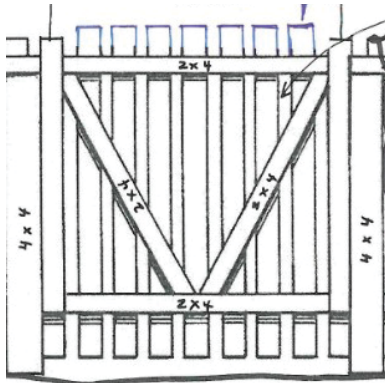
1



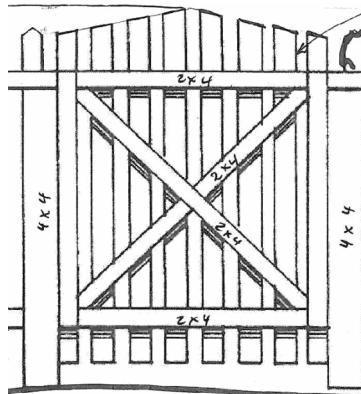
2



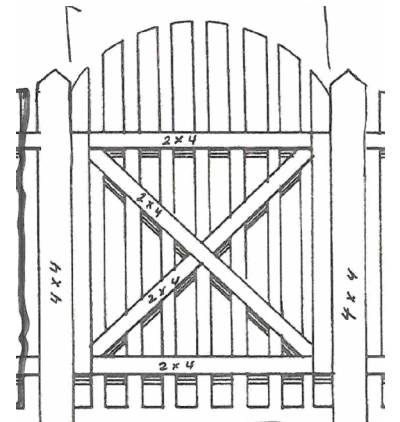
3



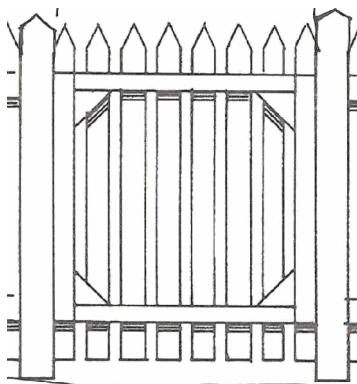
4



5



6



7

# EXTERIOR

## PICKETS

**Upgrade for Standard & Premium Homes**



1



2



3



4



5



6





EXTERIOR  
COLOR

# SEABROOK

SINCE 20 YEARS 2004

## 2024 EXTERIOR COLOR GUIDE

---

When choosing colors for your home, please consider the colors of your neighbor's homes. Your selection should be unique from adjacent homes. This guide includes colors that are tried and true favorites from around Seabrook, however, your selections do not have to be made from this guide.

Please submit two unique color schemes for approval to  
[DRB@SEABROOKWA.COM](mailto:DRB@SEABROOKWA.COM)  
using the Form D included in this guide.

Colors printed and shown on screen will vary slightly from actual color. Please verify color selections with physical swatches.

---

2	-----	Form D
5	-----	Cladding and Trim Paint Colors
6	-----	Stain and Door Colors
7	-----	Sample Coordinating Colors

# SEABROOK

SINCE WASHINGTON 2004

## FORM D: EXTERIOR COLOR SCHEME- 2024

LOT: \_\_\_\_\_ NEIGHBORHOOD: \_\_\_\_\_ Submission Date: \_\_\_\_\_

SEABROOK DRB APPROVAL: \_\_\_\_\_ Approval Date: \_\_\_\_\_

PLEASE SPECIFY COLOR FINISHES FOR ALL SIDES OF THE HOUSE AND /OR ANCILLARY STRUCTURES. SELECTIONS SHALL BE MADE FROM 2024 PRE-APPROVED EXTERIOR COLOR OPTIONS. KINDLY NOTE: PLEASE COMPLETE (2) COLOR SCHEME OPTIONS TO FACILITATE REVIEW BY SEABROOK DESIGN REVIEW BOARD.

### COLOR SCHEME NO. 1 -- (Preferred Choice):

**TRIM** Includes: Watertable, Step Risers, Porch Underskirt, Posts, Railings, Pickets, Beams, Ceilings, Window & Door Trims, Cornerboards, Soffits, Rafters

TRIM COLOR: \_\_\_\_\_

TRIM (To Be Left Natural) \*Circled items below if desire is to leave them unpainted or unstained (natural)

Porch Underskirting Posts Railings Pickets Risers Top Board Under Deck

SEABROOK DOES NOT PROVIDE A WARRANTY ON UNCOVERED PAINTED PORCH UNDERSKIRTING, RISERS, RAILINGS, POSTS OR PICKETS

### BODY

CLADDING (1<sup>ST</sup> Flr.) \_\_\_\_\_  
Circle One: cedar shingles board & batten fiber cement siding

CLADDING (2<sup>ND</sup> Flr.) \_\_\_\_\_  
Circle One: cedar shingles board & batten fiber cement siding

CLADDING (3<sup>RD</sup> Flr./ Gable) \_\_\_\_\_  
Circle One: cedar shingles board & batten fiber cement siding

### DOORS & WINDOWS

FRONT DOOR COLOR \_\_\_\_\_

REAR DOOR COLOR \_\_\_\_\_

OTHER DOOR(S) COLOR \_\_\_\_\_

GARAGE DOOR COLOR \_\_\_\_\_

WINDOW COLOR \_\_\_\_\_

### ROOF

ROOF COLOR NAME \_\_\_\_\_  
(Circle material selected) asphalt shingles cedar shingle natural metal painted metal upgraded metal

### UPGRADES / ACCENTS

SHUTTER COLOR \_\_\_\_\_

SHUTTER STYLE (Circle one) A-Philadelphia B-Shaker C-Inset 1/4rnd D-Board-Batten-3panel E-Board-Batten-5-panel F-Louvre

\*Preferred Source for authentic shutters are from [www.atlanticpremiumshutters.com](http://www.atlanticpremiumshutters.com) (available as upgrade or after-market purchase)

Revised 1.22.2024

\* SPECIAL NOTE: Due to the organic quality of natural materials (I.E. Shingles) colors and tones may vary slightly from chips and swatches. Color matches may not be guaranteed. All non Sherwin Williams colors will be color matched in a Sherwin Williams base. Colors subject to availability. Some colors may only be available as interior paints, thus requiring substitutions. In certain locations, doors may be upgraded to Anderson doors which cannot be painted. Please verify if there are any Anderson doors on your home with the Seabrook Selections Coordinator.

# SEABROOK

SINCE WASHINGTON 2004

## COLOR SCHEME NO. 2 -- (Alternative Choice--Required):

This color scheme shall vary significantly from *First Choice Option*.

**TRIM** Includes: *Watertable, Step Risers, Porch Underskirt, Posts, Railings, Pickets, Beams, Ceilings, Window & Door Trims, Cornerboards, Soffits, Rafters*

**TRIM COLOR:** \_\_\_\_\_

**TRIM** (To Be Left Natural) \*Circled items below if desire is to leave them unpainted or unstained (natural)

Porch Underskirting Posts Railings Pickets Risers Top Board Under Deck

SEABROOK DOES NOT PROVIDE A WARRANTY ON UNCOVERED PAINTED PORCH UNDERSKIRTING, RISERS, RAILINGS, POSTS OR PICKETS

## **BODY**

CLADDING (1<sup>ST</sup> Flr.) \_\_\_\_\_  
Circle One: cedar shingles board & batten rake shake fiber cement siding

CLADDING (2<sup>nd</sup> Flr.) \_\_\_\_\_  
Circle One: cedar shingles board & batten rake shake fiber cement siding

CLADDING (3<sup>rd</sup> Flr./ Gable) \_\_\_\_\_  
Circle One: cedar shingles board & batten rake shake fiber cement siding

## **DOORS & WINDOWS**

FRONT DOOR COLOR \_\_\_\_\_

REAR DOOR COLOR \_\_\_\_\_

OTHER DOOR(S) COLOR \_\_\_\_\_

GARAGE DOOR COLOR \_\_\_\_\_

WINDOW COLOR \_\_\_\_\_

## **ROOF**

ROOF COLOR NAME \_\_\_\_\_  
(circle material selected) asphalt shingles cedar shingle natural metal painted metal upgraded metal

## **UPGRADES / ACCENTS**

SHUTTER COLOR \_\_\_\_\_

SHUTTER STYLE (Circle one) A-Philadelphia B-Shaker C-Inset 1/4rnd D-Board-Batten-3panel E-Board-Batten-5-panel F-Louvre

\*Preferred Source for authentic shutters are from: [www.atlanticpremiumshutters.com](http://www.atlanticpremiumshutters.com) (available as upgrade or after-market purchase)

Revised 1.22.2024

\* SPECIAL NOTE: Due to the organic quality of natural materials (I.E. Shingles) colors and tones may vary slightly from chips and swatches. Color matches may not be guaranteed. All non Sherwin Williams colors will be color matched in a Sherwin Williams base. Colors subject to availability. Some colors may only be available as interior paints, thus requiring substitutions. In certain locations, doors may be upgraded to Anderson doors which cannot be painted. Please verify if there are any Anderson doors on your home with the Seabrook Selections Coordinator.





# Cladding and Trim Paint Colors

---

SW 6258 TRICORN BLACK	SW 6237 DARK NIGHT	SW 2809 ROOKWOOD SHUTTER GREEN	SW 7048 URBANE BRONZE
SW 7625 MOUNT ETNA	SW 7623 CASCADES	SW 2847 ROYCROFT BOTTLE GREEN	SW 6076 TURKISH COFFEE
SW 7076 CYBERSPACE	SW 6223 STILL WATER	SW 7750 OLYMPIC RANGE	SW 7027 HICKORY SMOKE
SW 7069 IRON ORE	SW 6222 RIVERWAY	SW 6188 SHADE-GROWN	SW 2837 AURORA BROWN
SW 7674 PEPPERCORN	SW 6221 MOODY BLUE	SW 7730 FORESTWOOD	SW 2802 ROOKWOOD RED
SW 7645 THUNDER GRAY	SW 6236 GRAYS HARBOR	SW 6201 THUNDEROUS	SW 6328 FIREWEED
SW 7019 GAUNTLET GRAY	SW 7604 SMOKY BLUE	SW 6207 RETREAT	SW 9100 UMBER RUST
SW 7025 BACKDROP	SW 7603 POOLHOUSE	SW 6215 ROCKY RIVER	SW 2854 CARIBBEAN CORAL
SW 2818 RENWICK HEATHER	SW 7601 DOCKSIDE BLUE	SW 6214 UNDERSEAS	SW 0034 ROYCROFT ROSE
SW 0062 STUDIO MAUVE	SW 6212 QUIETITUDE	SW 2860 SAGE	SW 6374 TORCHLIGHT
SW 6302 INNOCENCE	SW 7621 SILVERMIST	SW 7747 RECYCLED GLASS	SW 7682 BEE'S WAX
SW 9173 SHIITAKE	SW 7650 ELLIE GRAY	SW 6198 SENSIBLE HUE	SW 2834 BIRDSEYE MAPLE
SW 7637 OYSTER WHITE	SW 6246 NORTH STAR	SW 7651 FRONT PORCH	SW 6155 RICE GRAIN
SW 7626 ZURICH WHITE	SW 6253 OLYMPUS WHITE	SW 7011 NATURAL CHOICE	SW 7556 CREME
SW 7005 PURE WHITE	SW 7006 EXTRA WHITE	SW 7551 GREEK VILLA	SW 7008 ALBASTER

# Cladding Stain Colors

---

## Semi Transparent

---

<i>SW 3535 FOLIAGE</i>	<i>SW 3532 HILL COUNTRY</i>	<i>SW 3501 REDWOOD</i>	<i>SW 3505 YANKEE BARN</i>
<i>SW 3520 FICUS</i>	<i>SW 3531 BLUE SHADOW</i>	<i>SW 3542 CHARWOOD</i>	<i>SW 3533 LEEWARD</i>
<i>SW 3541 HARBOR MIST</i>	<i>SW 3524 CHESTNUT</i>	<i>SW 3503 WHITE BIRCH</i>	<i>SW 3518 HAWTHORNE</i>

## Solid Body

---

<i>SW 3010 WOODSMOKE GRAY</i>	<i>SW 3015 SEQUOIA</i>	<i>SW 3023 FLAGSTONE</i>	<i>SW 3036 ORCHARD</i>
<i>SW 3005 NAVAJO WHITE</i>	<i>SW 3037 SHADE TREE</i>	<i>SW 3001 SHAGBARK</i>	<i>SW 3009 PINENEEDLE</i>
	<i>SW 3012 MEADOWBROOK</i>	<i>SW 3021 SPICEWOOD</i>	

# Door Paint Colors

---

<i>SW 7069 IRON ORE</i>	<i>SW 6258 TRICORN BLACK</i>	<i>SW 7625 MOUNT ETNA</i>	<i>SW 7675 SEALSKIN</i>
<i>SW 7730 FORESTWOOD</i>	<i>SW 7623 CASCADES</i>	<i>SW 6265 QUIXOTIC PLUM</i>	<i>SW 6076 TURKISH COFFEE</i>
<i>SW 7729 EDAMAMME</i>	<i>SW 6468 HUNT CLUB</i>	<i>SW 6243 DISTANCE</i>	<i>SW 6335 FIRED BRICK</i>
<i>SW 6416 SASSY GREEN</i>	<i>SW 6452 INLAND</i>	<i>SW 6230 RAINSTORM</i>	<i>SW 6601 TANAGER</i>
<i>SW 6677 GOLDENROD</i>	<i>SW 6466 GRANDVIEW</i>	<i>SW 7618 DEEP SEA DIVE</i>	<i>SW 7588 SHOW STOPPER</i>
<i>SW 2831 CLASSICAL GOLD</i>	<i>SW 6465 SPEARMINT</i>	<i>SW 6479 DRIZZLE</i>	<i>SW 6870 ABLAZE</i>
<i>SW 6674 JONQUIL</i>	<i>SW 7747 RECYCLED GLASS</i>	<i>SW 6471 HAZEL</i>	<i>SW 6881 CAYENNE</i>